

Theme: Preserving our natural resources

Title of activity: Our class is green.

Activity

Learning Objectives:

The learner should be able to:

- Take positive attitudes and moral stand towards preserving plants.
- Follow steps to plant in the class garden.
- Join sentences to write a paragraph.
- Fill- in a graphic organizer based on the song.

Materials:

- Document 1: a song.
- Document 2: an exercise.
- Document 3: a graphic organizer.

Activity steps:

Method:

Before you teach the song.

Plant grains of wheat, fava beans, chickpeas and rye in pots in front of your students. Make sure you follow the steps in exercise 2. Keep on watering them with your students. Explain to them that plants are beautiful and clean the air. Highlight the importance of the sun and air by asking : where shall we put our pots? Choose the best place with your students.

Document 1: Teach them the song:

Song: Sung to “Row , Row, Row Your Boat”.

Grow, grow, grow your plants,
Grow with lots of care.
Carefully, carefully place your plants,
Where they will get some air.

Grow, grow, grow your plants,
Growing can be fun!
Carefully, carefully place your plants,
Where they will get some sun.

Grow, grow, grow your plants,
Never let them spoil.
Carefully, carefully place your plants
In a healthy soil.




Grow, grow, grow your plants,
One more thing to do:
Carefully, carefully give your plants
Lots of water, too!



Document 2: Copy the correct sentence next to the right picture.
Choose a sentence for the title, and underline it.

Cover the hole with soil. Water the plant and watch it grow.
Put the plant in the hole. Dig a hole in the ground.
Our Garden

Title : -----

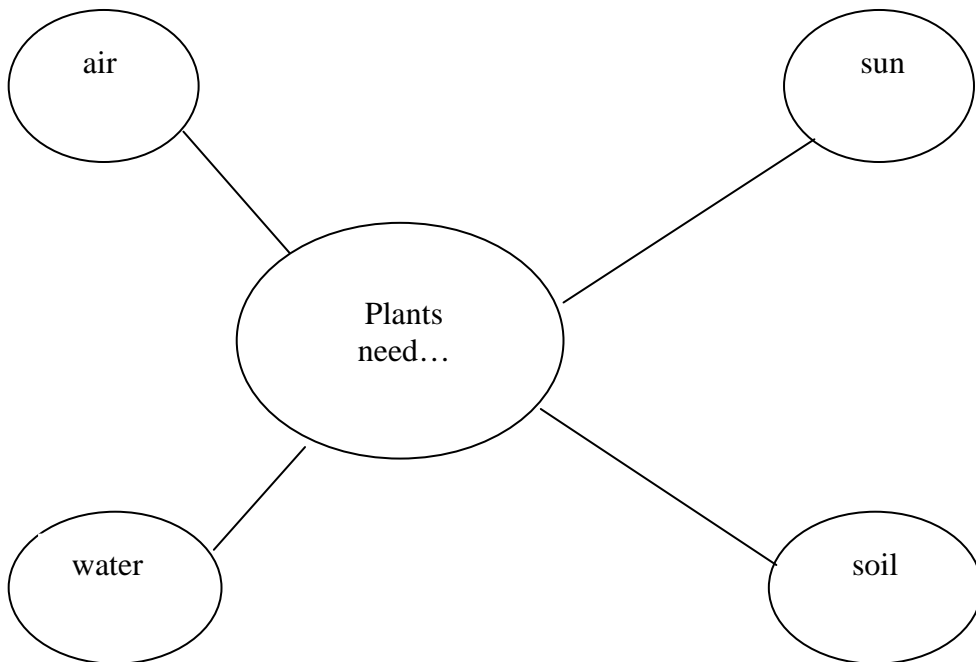


Join the sentences to form a paragraph. Use *first*, *then* and *at last*.



Activity Exploitation

Document 3: Student sing the song again. Fill out the graphic organizer from the underlined words in document 1.



Conclusion:

A clean green place (garden, park, area) is beautiful.

